



SMITH - COOPER INTERNATIONAL



125# Cast, 150# Ductile Iron Flanged Fittings

- * SIZES UP TO 6" ARE DUCTILE IRON, MEET ASTM A395, ANSI/AWWA C110/A21.10, ANSI B16.42
- * SIZES 8" AND LARGER ARE CAST IRON, MEET ASTM A126, ANSI/AWWA C110/A21.10, ANSI B16.1
- * ALL FITTINGS ARE ASPHALT COATED AS STANDARD, HOT DIP GALVANIZING AVAILABLE

Flanged 90° Elbow

Figure 38E / 39E	Size	A	Wgt
	2"	4.50	13
	2-1/2"	5.00	18
	3"	5.50	26
	4"	6.50	41
	5"	7.50	52
	6"	8.00	71
	8"	9.00	112
	10"	11.0	175
	12"	12.0	250
	14"	14.0	290
	16"	15.0	370
	18"	16.5	450
	20"	18.0	580
24"	22.0	900	
30"	25.0	1430	
36"	28.0	2135	

Flanged Reducing 90° Elbow

Fig. 38RE/39RE	Size	A	Wgt
	3 x 1-1/2	5.50	18
	3 x 2	5.50	21
	3 x 2-1/2	5.50	23
	4 x 2	6.50	30
	4 x 2-1/2	6.50	31
	4 x 3	6.50	33
	5 x 2	7.50	41
	5 x 2-1/2	7.50	42
	5 x 3	7.50	40
	5 x 4	7.50	48
	6 x 2	8.00	52
	6 x 3	8.00	56
	6 x 4	8.00	58
	6 x 5	8.00	66
	8 x 4	9.00	85
	8 x 5	9.00	91
	8 x 6	9.00	89
	10 x 4	11.0	120
	10 x 6	11.0	125
	10 x 8	11.0	150
	12 x 6	12.0	165
	12 x 8	12.0	190
	12 x 10	12.0	220
	14 x 12	14.0	285
16 x 12	15.0	310	

Flanged 45° Elbow

Figure 38F / 39F	Size	C	Wgt
	2"	2.50	11
	2-1/2"	3.00	17
	3"	3.00	22
	4"	4.00	35
	5"	4.50	45
	6"	5.00	57
	8"	5.50	88
	10"	6.50	145
	12"	7.50	220
	14"	7.50	240
	16"	8.00	300
	18"	8.50	350
	20"	9.50	450
24"	11.0	650	
30"	15.0	1120	

Flanged 11-1/4° Elbow

Fig. 38EL/39EL	Size	A	Wgt
	3"	3.00	22
4"	4.00	37	
6"	5.00	56	
8"	5.50	90	
10"	6.50	135	
12"	7.50	205	

Flanged 22-1/2° Elbow

Fig. 38TT/39TT	Size	A	Wgt
	4"	4.00	36
6"	5.00	57	
8"	5.50	90	
10"	6.50	135	

Flanged Outlet Elbow

Fig. 38OE/39OE	Size	A	Wgt
	4"	6.50	59
	6"	8.00	96



SMITH - COOPER INTERNATIONAL



125# Cast, 150# Ductile Iron Flanged Fittings

* SIZES UP TO 6" ARE DUCTILE IRON, MEET ASTM A395, ANSI/AWWA C110/A21.10, ANSI B16.42

* SIZES 8" AND LARGER ARE CAST IRON, MEET ASTM A126, ANSI/AWWA C110/A21.10, ANSI B16.1

* ALL FITTINGS ARE ASPHALT COATED AS STANDARD, HOT DIP GALVANIZING AVAILABLE

Flanged Long Radius 90° Elbow

Figure 38LE / 39LE	Size	B	Wgt
	3"	7.75	28
	4"	9.00	50
	6"	11.5	85
	8"	14.0	153
	10"	16.5	230
	12"	19.0	350
	14"	21.5	580
	16"	24.0	740
	18"	26.5	840
	20"	29.0	920
	24"	34.0	1640

Flanged Straight Tee

Figure 38T / 39T	Size	A	Wgt
	2"	4.50	19
	2-1/2"	5.00	27
	3"	5.50	39
	4"	6.50	62
	5"	7.50	79
	6"	8.00	96
	8"	9.00	155
	10"	11.0	270
	12"	12.0	380
	14"	14.0	435
	16"	15.0	550
	18"	16.5	665
	20"	18.0	855
	24"	22.0	1330
	30"	25.0	2150
36"	28.0	3160	

Flanged Reducing L/R 90° Elbow

Figure 38LE / 39LE	Size	B	Wgt
	10" x 8"	16.5	205
	12" x 10"	19.0	320

Flanged Base 90° Elbow

Figure 38BE / 39BE	Size	A	R	Wgt
	2"	4.50	4.12	20
	2-1/2"	5.00	4.50	25
	3"	5.50	4.88	35
	4"	6.50	5.50	56
	6"	8.00	7.00	89
	8"	9.00	8.75	149
	10"	11.0	9.75	224
	12"	12.0	11.25	324
	14"	14.0	12.5	375
	16"	15.0	13.75	445

Flanged Lateral, Reducing Lateral

Figure 38LT/39LT, 38RL/39RL	Size	A	F	Wgt
	3"	10.0	3.00	44
	4"	12.0	3.00	75
	6"	14.5	3.50	125
	8"	17.5	4.50	210
	10"	20.5	5.00	340
	12"	24.5	5.50	520
	6 x 4	14.5	3.50	105
	8 x 6	17.5	4.50	175

Flanged Cross

Figure 38X / 39X	Size	A	Wgt
	2-1/2"	5.00	41
	3"	5.50	48
	4"	6.50	75
	6"	8.00	122
	8"	9.00	197
	10"	11.0	330
	12"	12.0	470
	14"	14.0	530
	16"	15.0	665
	18"	16.5	795
	20"	18.0	1015
	24"	22.0	1570

Flanged Reducing Base 90° Elbow

Figure 38BE / 39BE	Size	A	R	Wgt
	6 x 3	8.00	7.00	74
	6 x 4	8.00	7.00	76
	6 x 5	8.00	7.00	84
	8 x 6	9.00	8.75	126
	10 x 8	11.0	9.75	200
	12 x 8	12.0	11.25	265
	12 x 10	12.0	11.25	295
	16 x 12	15.0	13.75	385



SMITH - COOPER INTERNATIONAL



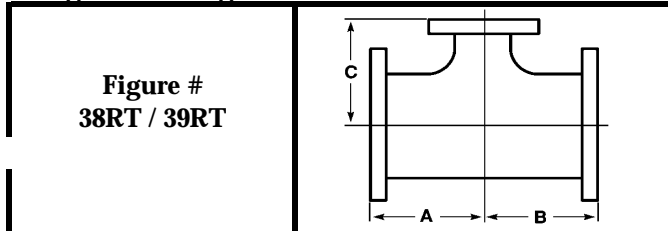
125# Cast, 150# Ductile Iron Flanged Fittings

* SIZES UP TO 6" ARE DUCTILE IRON, MEET ASTM A395, ANSI/AWWA C110/A21.10, ANSI B16.42

* SIZES 8" AND LARGER ARE CAST IRON, MEET ASTM A126, ANSI/AWWA C110/A21.10, ANSI B16.1

* ALL FITTINGS ARE ASPHALT COATED AS STANDARD, HOT DIP GALVANIZING AVAILABLE

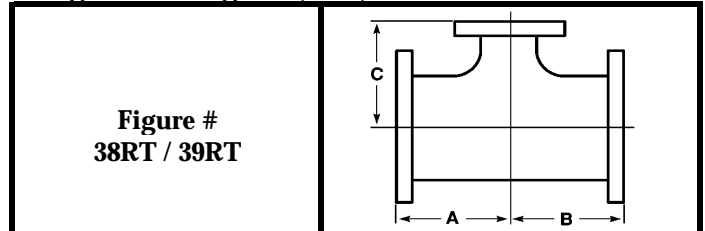
Flanged Reducing Tee



**Figure #
38RT / 39RT**

Size	A	B	C	Wgt
2 x 1-1/2 x 1-1/2	4.50	4.50	4.50	20
2-1/2 x 2-1/2 x 1	5.00	5.00	5.00	25
2-1/2 x 2-1/2 x 1-1/2	5.00	5.00	5.00	27
2-1/2 x 2-1/2 x 2	5.00	5.00	5.00	32
2-1/2 x 2 x 2	5.00	5.00	5.00	27
2-1/2 x 2 x 2-1/2	5.00	5.00	5.00	29
3 x 3 x 1	5.50	5.50	5.50	32
3 x 3 x 1-1/2	5.50	5.50	5.50	33
3 x 3 x 2	5.50	5.50	5.50	34
3 x 3 x 2-1/2	5.50	5.50	5.50	34
4 x 4 x 2	6.50	6.50	6.50	50
4 x 4 x 2-1/2	6.50	6.50	6.50	50
4 x 4 x 3	6.50	6.50	6.50	53
5 x 5 x 3	7.50	7.50	7.50	71
6 x 6 x 2	8.00	8.00	8.00	81
6 x 6 x 3	8.00	8.00	8.00	88
6 x 6 x 4	8.00	8.00	8.00	90
6 x 4 x 4	8.00	8.00	8.00	80
6 x 4 x 6	8.00	8.00	8.00	89
6 x 6 x 5	8.00	8.00	8.00	94
8 x 8 x 2-1/2	9.00	9.00	9.00	137
8 x 8 x 3	9.00	9.00	9.00	136
8 x 8 x 4	9.00	9.00	9.00	136
8 x 4 x 8	9.00	9.00	9.00	146
8 x 8 x 5	9.00	9.00	9.00	142
8 x 8 x 6	9.00	9.00	9.00	141
8 x 6 x 6	9.00	9.00	9.00	144
8 x 6 x 8	9.00	9.00	9.00	159
10 x 10 x 3	11.0	11.0	11.0	218
10 x 10 x 4	11.0	11.0	11.0	225
10 x 10 x 5	11.0	11.0	11.0	235
10 x 10 x 6	11.0	11.0	11.0	240
10 x 10 x 8	11.0	11.0	11.0	262
10 x 8 x 8	11.0	11.0	11.0	232
10 x 8 x 10	11.0	11.0	11.0	262

Flanged Reducing Tee (con't)



**Figure #
38RT / 39RT**

Size	A	B	C	Wgt
12 x 12 x 4	12.0	12.0	12.0	291
12 x 12 x 5	12.0	12.0	12.0	295
12 x 12 x 6	12.0	12.0	12.0	323
12 x 12 x 8	12.0	12.0	12.0	330
12 x 12 x 10	12.0	12.0	12.0	362
14 x 14 x 6	14.0	14.0	14.0	375
14 x 14 x 8	14.0	14.0	14.0	390
14 x 14 x 10	14.0	14.0	14.0	400
14 x 14 x 12	14.0	14.0	14.0	425
16 x 16 x 6	15.0	15.0	15.0	465
16 x 16 x 8	15.0	15.0	15.0	475
16 x 16 x 10	15.0	15.0	15.0	495
16 x 16 x 12	15.0	15.0	15.0	520
16 x 16 x 14	15.0	15.0	15.0	530
18 x 18 x 4	13.0	13.0	15.5	460
18 x 18 x 6	13.0	13.0	15.5	480
18 x 18 x 8	13.0	13.0	15.5	495
18 x 18 x 10	13.0	13.0	15.5	510
18 x 18 x 12	13.0	13.0	15.5	535
18 x 18 x 14	16.5	16.5	16.5	630
18 x 18 x 16	16.5	16.5	16.5	650
20 x 20 x 6	14.0	14.0	17.0	610
20 x 20 x 8	14.0	14.0	17.0	620
20 x 20 x 10	14.0	14.0	17.0	635
20 x 20 x 12	14.0	14.0	17.0	660
20 x 20 x 14	14.0	14.0	17.0	700
20 x 20 x 16	18.0	18.0	18.0	780
20 x 20 x 18	18.0	18.0	18.0	820
24 x 24 x 6	15.0	15.0	19.0	845
24 x 24 x 8	15.0	15.0	19.0	860
24 x 24 x 10	15.0	15.0	19.0	880
24 x 24 x 12	15.0	15.0	19.0	890
24 x 24 x 14	15.0	15.0	19.0	900
24 x 24 x 16	15.0	15.0	19.0	915
24 x 24 x 18	22.0	22.0	22.0	1100
24 x 24 x 20	22.0	22.0	22.0	1200



SMITH - COOPER INTERNATIONAL



125# Cast, 150# Ductile Iron Flanged Fittings

* SIZES UP TO 6" ARE DUCTILE IRON, MEET ASTM A395, ANSI/AWWA C110/A21.10, ANSI B16.42

* SIZES 8" AND LARGER ARE CAST IRON, MEET ASTM A126, ANSI/AWWA C110/A21.10, ANSI B16.1

* ALL FITTINGS ARE ASPHALT COATED AS STANDARD, HOT DIP GALVANIZING AVAILABLE

Flanged Reducing Cross

Figure # 38RX / 39RX			
Size	A	B	Wgt
3" x 2"	5.50	5.50	47
3" x 2-1/2"	5.50	5.50	48
4" x 2"	6.50	6.50	55
4" x 2-1/2"	6.50	6.50	62
4" x 3"	6.50	6.50	65
5" x 4"	7.50	7.50	91
6" x 2"	8.00	8.00	80
6" x 2-1/2"	8.00	8.00	84
6" x 3"	8.00	8.00	89
6" x 4"	8.00	8.00	114
6" x 5"	8.00	8.00	109
8" x 3"	9.00	9.00	140
8" x 4"	9.00	9.00	148
8" x 5"	9.00	9.00	168
8" x 6"	9.00	9.00	175
10" x 4"	11.0	11.0	220
10" x 5"	11.0	11.0	230
10" x 6"	11.0	11.0	240
10" x 8"	11.0	11.0	265
12" x 4"	12.0	12.0	310
12" x 5"	12.0	12.0	315
12" x 6"	12.0	12.0	320
12" x 8"	12.0	12.0	345
12" x 10"	12.0	12.0	415
14" x 4"	14.0	14.0	380
14" x 6"	14.0	14.0	400
14" x 8"	14.0	14.0	425
14" x 10"	14.0	14.0	450
14" x 12"	14.0	14.0	505
16" x 4"	15.0	15.0	470
16" x 5"	15.0	15.0	480
16" x 6"	15.0	15.0	490
16" x 8"	15.0	15.0	520
16" x 10"	15.0	15.0	555
16" x 12"	15.0	15.0	605
16" x 14"	15.0	15.0	640

Flanged Reducing Cross (con't)

Figure # 38RX / 39RX			
Size	A	B	Wgt
18" x 6"	13.0	15.5	540
18" x 8"	13.0	15.5	560
18" x 10"	13.0	15.5	580
18" x 12"	13.0	15.5	610
18" x 14"	16.5	16.5	705
18" x 16"	16.5	16.5	750
20" x 6"	14.0	17.0	640
20" x 8"	14.0	17.0	670
20" x 10"	14.0	17.0	700
20" x 12"	14.0	17.0	735
20" x 14"	14.0	17.0	810
20" x 16"	18.0	18.0	915
20" x 18"	18.0	18.0	950
24" x 6"	15.0	19.0	840
24" x 8"	15.0	19.0	880
24" x 10"	15.0	19.0	920
24" x 12"	15.0	19.0	960
24" x 14"	15.0	19.0	975
24" x 16"	15.0	19.0	1010
24" x 18"	22.0	22.0	1250
24" x 20"	22.0	22.0	1430

Flanged Bullhead Reducing Tee

Figure # 38BT / 39BT			
Size	A	B	Wgt
4 x 4 x 5	7.50	7.50	78
4 x 4 x 6	8.00	8.00	85
5 x 5 x 6	8.00	8.00	84
6 x 6 x 8	9.00	9.00	122
8 x 8 x 10	11.0	11.0	235
10 x 10 x 14	14.0	14.0	360



SMITH - COOPER INTERNATIONAL



125# Cast, 150# Ductile Iron Flanged Fittings

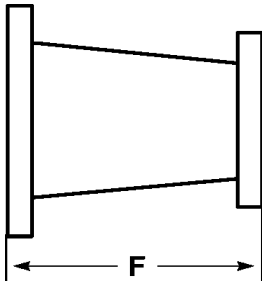
* SIZES UP TO 6" ARE DUCTILE IRON, MEET ASTM A395, ANSI/AWWA C110/A21.10, ANSI B16.42

* SIZES 8" AND LARGER ARE CAST IRON, MEET ASTM A126, ANSI/AWWA C110/A21.10, ANSI B16.1

* ALL FITTINGS ARE ASPHALT COATED AS STANDARD, HOT DIP GALVANIZING AVAILABLE

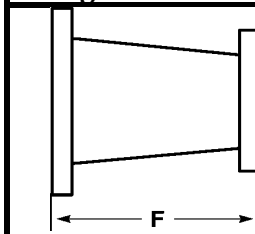
Flanged Concentric Reducer

Fig. 38CR / 39CR	Size	F	Wgt
	2-1/2" x 2"	5.50	13
	3" x 2"	6.00	15
	3" x 2-1/2"	6.00	18
	4" x 2"	7.00	23
	4" x 2-1/2"	7.00	26
	4" x 3"	7.00	30
	5" x 2"	8.00	26
	5" x 3"	8.00	33
	5" x 4"	8.00	39
	6" x 2"	9.00	34
	6" x 2-1/2"	9.00	34
	6" x 3"	9.00	38
	6" x 4"	9.00	46
	6" x 5"	9.00	48
	8" x 4"	11.0	65
	8" x 5"	11.0	71
	8" x 6"	11.0	78
	10" x 4"	12.0	85
	10" x 6"	12.0	100
	10" x 8"	12.0	120
	12" x 6"	14.0	140
	12" x 8"	14.0	155
	12" x 10"	14.0	180
	14" x 6"	16.0	155
	14" x 8"	16.0	170
	14" x 10"	16.0	190
	14" x 12"	16.0	220
	16" x 6"	18.0	190
	16" x 8"	18.0	210
	16" x 10"	18.0	235
	16" x 12"	18.0	265
	16" x 14"	18.0	275
	18" x 8"	19.0	240
	18" x 10"	19.0	265
	18" x 12"	19.0	295
	18" x 14"	19.0	310
	18" x 16"	19.0	340
	20" x 6"	20.0	270
	20" x 8"	20.0	290
	20" x 10"	20.0	310
	20" x 12"	20.0	345
	20" x 14"	20.0	355
	20" x 16"	20.0	390
	20" x 18"	20.0	410



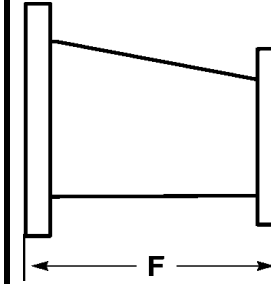
Flanged Concentric Reducer (con't)

Fig. 38CR / 39CR	Size	F	Wgt
	24" x 8"	24.0	430
	24" x 10"	24.0	455
	24" x 12"	24.0	480
	24" x 14"	24.0	490
	24" x 16"	24.0	525
	24" x 18"	24.0	550
	24" x 20"	24.0	590



Flanged Eccentric Reducer

Fig. 38ER / 39ER	Size	F	Wgt
	3" x 2"	6.00	16
	3" x 2-1/2"	6.00	18
	4" x 2"	7.00	23
	4" x 2-1/2"	7.00	25
	4" x 3"	7.00	29
	5" x 4"	8.00	37
	6" x 2"	9.00	39
	6" x 2-1/2"	9.00	39
	6" x 3"	9.00	39
	6" x 4"	9.00	49
	6" x 5"	9.00	47
	8" x 4"	11.0	65
	8" x 5"	11.0	68
	8" x 6"	11.0	79
	10" x 4"	12.0	100
	10" x 6"	12.0	107
	10" x 8"	12.0	120
	12" x 6"	14.0	130
	12" x 8"	14.0	155
	12" x 10"	14.0	180
	14" x 10"	16.0	190
	14" x 12"	16.0	220
	16" x 12"	18.0	265
	20" x 14"	20.0	355



Flanged True Wye

Fig. 38Y / 39Y			
Size	A	E	Wgt
4"	6.50	3.00	65
6"	8.00	3.50	101
12"	12.0	5.50	265

