


SMITH-COOPER[®]

I N T E R N A T I O N A L

CORPORATE OFFICE TEL (800) 766-0076 LOCAL (323) 890-4455 FAX (323) 890-4456
WWW.SMITHCOOPER.COM



Drop Pipe Couplings Merchant Couplings & Fittings

PRICE SCHEDULE #MSF0211

Effective February 2011
Subject to change without notice

NOT ALL MERCHANT STEEL FITTINGS ARE CREATED EQUAL

The  Logo assures you:

Quality

Over 50 years experience

Quality management inspections both at the overseas factory and our US warehouses

Reliability

Merchant Steel Coupling dimensions and materials conform to ASTM A865

Merchant Steel Coupling threads conform to ASME B16.11

Merchant Couplings 1/8" to 2" are NPSC (straight threads), 2-1/2" & larger are NPT (tapered threads)

Merchant Steel Bushings & Plugs conform to ASME B16.14

Independent lab verification that fittings meet applicable chemical & physical properties

Availability

SCI Fittings stocked throughout the USA

Stocked in sizes 1/8" to 12"

One of the largest inventories in the nation

Protection

USA on-staff engineer available at your request

\$10,000,000 product liability insurance

SCI 5/50 guarantee

Customer Service

Pro Pak System makes products easier to handle and warehouse

Near perfect fill rate

Same day shipment of orders


Fax confirmation of every order


Knowledgeable customer service personnel



SMITH-COOPER[®]
INTERNATIONAL

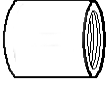


 Voice (323) 890-4455 (800) 766-0076

 Fax (323) 890-4456

Part Number	Size	Case	Galv	Black	Part Number	Size	Case	Galv	Black
-------------	------	------	------	-------	-------------	------	------	------	-------


Standard Full Coupling



		Series# 24MC Galv		Series# 23MC Black	
MC4001	1/8	100/1200	\$ 1.11	\$ 0.91	
MC4002	1/4	100/800	\$ 1.44	\$ 1.25	
MC4003	3/8	100/400	\$ 1.85	\$ 1.51	
MC4004	1/2	50/200	\$ 1.96	\$ 1.60	
MC4006	3/4	50/200	\$ 2.46	\$ 2.05	
MC4010	1	30/120	\$ 3.44	\$ 2.86	
MC4012	1-1/4	20/80	\$ 4.40	\$ 3.65	
MC4014	1-1/2	20/80	\$ 5.46	\$ 4.62	
MC4020	2	10/40	\$ 8.17	\$ 6.62	
MC4024	2-1/2	-/30	\$ 23.16	\$ 18.85	
MC4030	3	-/15	\$ 30.74	\$ 26.47	
MC4034	3-1/2	-/10	\$ 54.17	\$ 46.91	
MC4040	4	-/10	\$ 54.17	\$ 46.91	
MC4050	5	-/4	\$ 100.76	\$ 85.92	
MC4060	6	-/3	\$ 124.00	\$ 102.86	
MC4080	8	-/-	\$ 249.97	\$ 222.20	


Half Couplings 1/8" to 2" are Straight Tapped, 2-1/2" to 6" Taper Tapped

Square Plug




		Series# 24SP Galv		Series# 23SP Black	
SP4001	1/8	-/2500	\$ 0.16	\$ 0.12	
SP4002	1/4	-/1000	\$ 0.19	\$ 0.18	
SP4003	3/8	-/600	\$ 0.24	\$ 0.20	
SP4004	1/2	-/300	\$ 0.36	\$ 0.33	
SP4006	3/4	-/200	\$ 0.60	\$ 0.52	
SP4010	1	-/100	\$ 2.34	\$ 2.15	

Hex Plug



		Series# 24HP Galv		Series# 23HP Black	
HP4001	1/8	-/2000	\$ 0.18	\$ 0.16	
HP4002	1/4	-/900	\$ 0.20	\$ 0.20	
HP4003	3/8	-/600	\$ 0.34	\$ 0.33	
HP4004	1/2	-/300	\$ 0.61	\$ 0.52	
HP4006	3/4	-/150	\$ 1.63	\$ 1.49	
HP4010	1	-/100	\$ 3.19	\$ 2.94	


Half Coupling



		Series# 24HC Galv		Series# 23HC Black	
HC4001	1/8	100/1200	-	\$ 0.86	
HC4002	1/4	100/1200	-	\$ 1.19	
HC4003	3/8	100/1200	-	\$ 1.43	
HC4004	1/2	50/600	-	\$ 1.44	
HC4006	3/4	50/400	-	\$ 1.64	
HC4010	1	30/240	-	\$ 2.29	
HC4012	1-1/4	20/160	-	\$ 2.92	
HC4014	1-1/2	20/160	-	\$ 3.70	
HC4020	2	20/80	-	\$ 5.30	
HC4024	2-1/2	-/60	-	\$ 12.63	
HC4030	3	-/24	-	\$ 17.73	
HC4040	4	-/20	-	\$ 31.44	


Half Couplings 1/8" to 2" are Straight Tapped, 2-1/2" to 6" Taper Tapped

Hex Bushing




		Series# 24HB Galv		Series# 23HB Black	
HB4002001	1/4 x 1/8	100/500	\$ 0.34	\$ 0.33	
HB4003001	3/8 x 1/8	100/500	\$ 0.36	\$ 0.35	
HB4003002	3/8 x 1/4	100/500	\$ 0.36	\$ 0.35	
HB4004001	1/2 x 1/8	50/500	\$ 0.61	\$ 0.55	
HB4004002	1/2 x 1/4	50/500	\$ 0.61	\$ 0.55	
HB4004003	1/2 x 3/8	-/900	\$ 0.20	\$ 0.55	
HB4006001	3/4 x 1/8	50/500	\$ 1.02	\$ 0.88	
HB4006002	3/4 x 1/4	50/500	\$ 1.02	\$ 0.88	
HB4006003	3/4 x 3/8	50/500	\$ 1.02	\$ 0.88	
HB4006004	3/4 x 1/2	50/500	\$ 1.02	\$ 0.88	
HB4010001	1 x 1/8	50/500	\$ 1.94	\$ 1.80	
HB4010002	1 x 1/4	50/500	\$ 1.94	\$ 1.80	
HB4010003	1 x 3/8	50/500	\$ 1.94	\$ 1.80	
HB4010004	1 x 1/2	50/500	\$ 1.94	\$ 1.80	
HB4010006	1 x 3/4	50/500	\$ 1.94	\$ 1.80	

Extra Heavy Recessed Full Coupling




		Series# 26CRX Black		
CRX001	1/8	25/400	\$ 3.56	
CRX002	1/4	25/400	\$ 4.67	
CRX003	3/8	25/400	\$ 5.08	
CRX004	1/2	25/300	\$ 6.88	
CRX006	3/4	25/200	\$ 7.34	
CRX010	1	25/100	\$ 9.34	
CRX012	1-1/4	25/50	\$ 15.01	
CRX014	1-1/2	25/50	\$ 15.01	
CRX020	2	-/40	\$ 22.84	
CRX024	2-1/2	-/20	\$ 33.94	
CRX030	3	-/12	\$ 40.30	
CRX040	4	-/8	\$ 63.71	

Counter Sunk Hex Plug



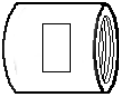
		Series# 24CH Galv		Series# 23CH Black	
CH4001	1/8	-/5000	\$ 0.16	\$ 0.12	
CH4002	1/4	-/1800	\$ 0.19	\$ 0.18	
CH4003	3/8	-/1100	\$ 0.24	\$ 0.20	
CH4004	1/2	5/500	\$ 0.36	\$ 0.33	
CH4006	3/4	-/300	\$ 0.60	\$ 0.52	
CH4010	1	-/150	\$ 1.01	\$ 0.86	

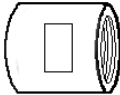
Counter Sunk Square Plug




		Series# 24CS Galv		Series# 23CS Black	
CS4001	1/8	-/5000	\$ 0.16	\$ 0.12	
CS4002	1/4	-/1800	\$ 0.19	\$ 0.18	
CS4003	3/8	-/1000	\$ 0.24	\$ 0.20	
CS4004	1/2	-/500	\$ 0.36	\$ 0.33	
CS4006	3/4	-/300	\$ 0.60	\$ 0.52	
CS4010	1	-/150	\$ 1.01	\$ 0.86	

Part Number	Size	Case	List Price	Part Number	Size	Case	List Price
-------------	------	------	------------	-------------	------	------	------------


304 SS Drop Pipe Coupling				
				
Series# 29DC14				
29DC14010	1	12/90	\$	14.75
29DC14012	1-1/4	20/80	\$	19.26
29DC14014	1-1/2	7/42	\$	23.52
29DC14020	2	5/30	\$	28.67

Brass Drop Pipe Coupling				
				
Series# 28DC				
28DC1010	1	15/90	\$	12.62
28DC1012	1-1/4	20/80	\$	17.89
28DC1014	1-1/2	7/42	\$	22.09
28DC1020	2	5/30	\$	26.30




Forged Steel Fittings & Outlets

1/8" - 4" Threaded & S/W
2000#, 3000#, 6000#




Cooplok™ Grooved

UL/FM Couplings - Flexible & Rigid
Mechanical Tees, Fittings & Flanged Adapters



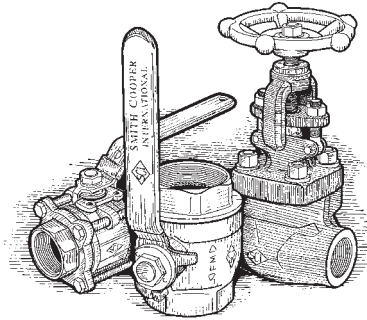
Ductile Iron Threaded Fittings

1/2" - 2-1/2" Class 300
UL/FM @ 500 PSI



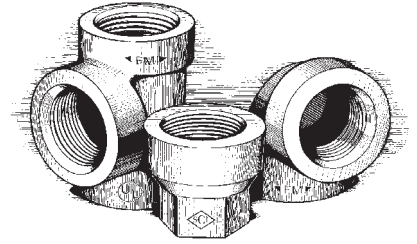
Merchant Steel Couplings & Fittings

1/8" - 12" STD-XH
Full, Half, API Style




Valves

Carbon Steel - Stainless - Brass
1/4" - 4"



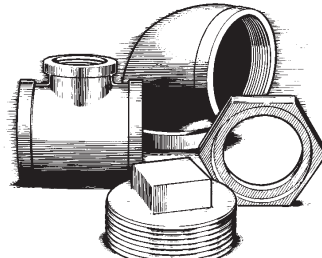
Cast Iron Threaded Fittings

1/2" - 2-1/2" Class 125
UL/FM @ 300 PSI



Malleable Iron Pipe Fittings

1/8" - 8" Black & Galvanized,
UL/FM 150# & 300#




**Bronze Fittings & Flanges
Brass Nipples & Pipe**

1/8" - 6" 125#



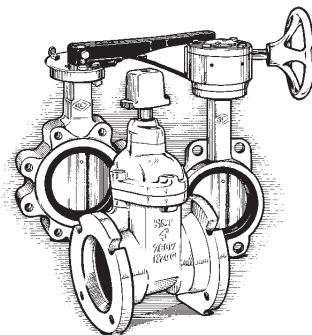
**Cooplet® Weld Outlets
and Adapter Nipples**

Cooplet® UL/FM @ 300 PSI
Threaded 1/2" to 4", Grooved 1-1/4" to 8"




Cast Iron Flanged Fittings & Flanges

Flanged Fittings 1" to 30", 125# & 250#
Cast Iron 125#, 250#, Flanges
Blind, Threaded, Reducing Threaded



Butterfly & Gate Valves

Lug & Wafer Flanged, Mechanical
Joint, Threaded,
Push-On, Check



Nipples

1/8" - 8" Black & Galvanized
Welded - Seamless
Schedule 40, 80, & XXH, Brass Schedule 40

SMITH-COOPER®
INTERNATIONAL

2867 VAIL AVENUE, COMMERCE, CA 90040 TEL (800) 766-0076 LOCAL (323) 890-4455 FAX (323) 890-4456
WWW.SMITHCOOPER.COM