


# SMITH-COOPER<sup>®</sup>

## I N T E R N A T I O N A L

CORPORATE OFFICE TEL (800) 766-0076 LOCAL (323) 890-4455 FAX (323) 890-4456  
WWW.SMITHCOOPER.COM



## 300 lb Ductile Iron Threaded Fittings

PRICE SCHEDULE #DIT0211

Effective February 2011  
Subject to change without notice

# NOT ALL DUCTILE IRON FITTINGS ARE CREATED EQUAL

The  logo on every fitting assures you:

## Quality

Manufacturing facility is ISO 9001:2000 and ISO 14001  
Over 50 years experience  
Quality management inspections both at the overseas factory and our US warehouses

## Reliability

Castings conform to ASTM A536  
Fitting dimensions conform to ASME B16.3, Class 150  
Bushings and Plugs conform to ASME B16.14  
NPT threads on all fittings conform to ASME B1.20.1  
Ductile Iron Threaded Fittings are UL Listed and FM Approved at 500 psi  
Fittings are 100% air tested  
Independent lab verification that fittings meet applicable chemical & physical properties

## Availability

SCI Fittings stocked throughout the USA  
Stocked in sizes 1/2" to 2-1/2"



## Protection

USA on-staff engineer available at your request  
\$10,000,000 product liability insurance  
SCI trademark logo on each fitting  
SCI 5/50 guarantee



## Customer Service

Pro Pak System makes products easier to handle and warehouse  
Near perfect fill rate  
Same day shipment of orders  
Fax confirmation of every order  
Knowledgeable customer service personnel




SMITH-COOPER®  
INTERNATIONAL





☎ Voice (323) 890-4455 (800) 766-0076


✉ Fax (323) 890-4456


Part Number	Size	Inner	Case	Black	Part Number	Size	Inner	Case	Black
-------------	------	-------	------	-------	-------------	------	-------	------	-------


90° Elbow					Series# 35E	
35E 3004	1/2	100	200	\$7.05		
35E 3006	3/4	70	140	\$7.38		
35E 3010	1	40	80	\$8.48		
35E 3012	1-1/4	25	50	\$13.36		
35E 3014	1-1/2	18	36	\$19.31		
35E 3020	2	10	20	\$29.20		
35E 3024	2-1/2	4	8	\$64.03		


Tees					Series# 35T	
35T 3004	1/2	80	160	\$11.33		
35T 3006	3/4	30	60	\$13.24		
35T 3010	1	25	50	\$12.09		
35T 3012	1-1/4	10	20	\$22.39		
35T 3014	1-1/2	10	20	\$28.35		
35T 3020	2	6	12	\$40.08		
35T 3024	2-1/2	4	8	\$101.21		


90° Reducing Elbow					Series# 35RE	
35RE3006004	3/4x1/2	80	160	\$13.85		
35RE3010004	1x1/2	70	140	\$10.48		
35RE3010006	1x3/4	50	100	\$11.26		
35RE3012004	1-1/4x1/2	35	70	\$18.73		
35RE3012006	1-1/4x3/4	35	70	\$19.85		
35RE3012010	1-1/4x1	30	60	\$16.60		
35RE3014004	1-1/2x1/2	30	60	\$31.94		
35RE3014006	1-1/2x3/4	25	50	\$25.77		
35RE3014010	1-1/2x1	20	40	\$23.12		
35RE3014012	1-1/2x1-1/4	18	36	\$23.12		
35RE3020004	2x1/2	18	36	\$54.18		
35RE3020006	2x3/4	18	36	\$38.82		
35RE3020010	2x1	16	32	\$37.74		
35RE3020012	2x1-1/4	12	24	\$50.57		
35RE3020014	2x1-1/2	10	20	\$37.74		
35RE3024014	2-1/2x1-1/2	6	12	\$99.25		
35RE3024020	2-1/2x2	6	12	\$87.94		


Bull Head Tee					Series# 35BT	
35BT3006010	3/4x1	30	60	\$21.69		
35BT3010012	1x1-1/4	20	40	\$22.20		
35BT3010014	1x1-1/2	15	30	\$39.46		
35BT3012010014	1-1/4x1x1-1/2	15	30	\$28.53		
35BT3012014	1-1/4x1-1/2	15	30	\$39.36		
35BT3012020	1-1/4x2	10	20	\$59.57		
35BT3014012020	1-1/2x1-1/4x2	10	20	\$59.57		
35BT3014020	1-1/2x2	8	16	\$58.33		
35BT3020024	2x2-1/2	4	8	\$106.39		

Cross					Series# 35X	
35X 3010	1	20	40	\$35.76		
35X 3012	1-1/4	12	24	\$50.36		
35X 3014	1-1/2	8	16	\$65.19		
35X 3020	2	6	12	\$92.45		

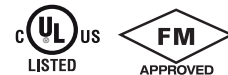
45° Elbow					Series# 35F	
35F 3004	1/2	150	300	\$11.13		
35F 3006	3/4	80	160	\$11.24		
35F 3010	1	40	80	\$13.19		
35F 3012	1-1/4	25	50	\$17.51		
35F 3014	1-1/2	20	40	\$29.22		
35F 3020	2	10	20	\$33.76		
35F 3024	2-1/2	4	8	\$85.96		

Reducing Cross					Series# 35RX	
35RX3012010	1-1/4x1	15	30	\$44.80		
35RX3014010	1-1/2x1	12	24	\$65.19		
35RX3020010	2x1	8	16	\$93.90		


Coupling					Series# 35CP	
35CP3004	1/2	200	400	\$4.55		
35CP3006	3/4	100	200	\$5.96		
35CP3010	1	60	120	\$7.41		
35CP3012	1-1/4	35	70	\$11.03		
35CP3014	1-1/2	25	50	\$15.34		
35CP3020	2	15	30	\$22.93		
35CP3024	2-1/2	9	18	\$48.72		


Cap					Series# 35C	
35C 3004	1/2	300	600	\$4.94		
35C 3006	3/4	200	400	\$5.88		
35C 3010	1	110	220	\$9.21		
35C 3012	1-1/4	70	140	\$12.45		
35C 3014	1-1/2	50	100	\$16.60		
35C 3020	2	25	50	\$22.39		
35C 3024	2-1/2	18	36	\$62.22		


Ductile Iron Pipe Fittings meet the following Specifications: ASTM A536, ASME B16.3, ASME B16.14, ASME B1.20.1





Part Number	Size	Inner	Case	Black	Part Number	Size	Inner	Case	Black
-------------	------	-------	------	-------	-------------	------	-------	------	-------


Hex Coupling					Series# 35RC	
35RC3010004	1x1/2	80	160	\$7.57		
35RC3010006	1x3/4	60	120	\$10.11		
35RC3012006	1-1/4x3/4	40	80	\$20.27		
35RC3020010	2x1	20	40	\$54.67		

Hex Bushing					Series# 35HB	
35HB3010004	1x1/2	180	360	\$8.13		
35HB3010006	1x3/4	180	360	\$8.13		
35HB3012010	1-1/4x1	90	180	\$9.21		
35HB3014010	1-1/2x1	75	150	\$10.48		
35HB3014012	1-1/2x1-1/4	75	150	\$10.48		
35HB3020010	2x1	40	80	\$14.67		
35HB3020012	2x1-1/4	40	80	\$14.67		
35HB3020014	2x1-1/2	40	80	\$15.20		

Square Head Plug					Series# 35SP	
35SP3004	1/2	600	1,200	\$2.80		
35SP3006	3/4	350	700	\$3.39		
35SP3010	1	200	400	\$4.26		
35SP3012	1-1/4	100	200	\$5.78		
35SP3014	1-1/2	80	160	\$7.03		
35SP3020	2	45	90	\$10.31		


Union					Series# 35U	
35U 3010	1	20	40	\$40.35		
35U 3012	1-1/4	15	30	\$60.43		
35U 3014	1-1/2	10	20	\$73.86		
35U 3020	2	6	12	\$93.14		

Beam Clamp					Series# 35BC	
35BC3003	3/8	100	200	\$4.70		
35BC3004	1/2	80	160	\$6.94		

Reducing Tee					Series# 35RT	
35RT3006004	3/4x1/2	60	120	\$18.67		
35RT3010004	1x1/2	30	60	\$13.66		
35RT3010004010	1x1/2x1	30	60	\$14.62		
35RT3010006	1x3/4	25	50	\$16.45		
35RT3010006006	1x3/4x3/4	35	70	\$21.69		
35RT3010006010	1x3/4x1	25	50	\$17.34		
35RT3012004	1-1/4x1/2	20	40	\$21.31		
35RT3012004012	1-1/4x1/2x1-1/4	25	50	\$32.85		
35RT3012006	1-1/4x3/4	15	30	\$23.85		
35RT3012006012	1-1/4x3/4x1-1/4	20	40	\$30.63		
35RT3012010	1-1/4x1	15	30	\$21.85		
35RT3012010004	1-1/4x1x1/2	25	50	\$22.20		
35RT3012010006	1-1/4x1x3/4	20	40	\$25.09		
35RT3012010010	1-1/4x1x1	20	40	\$22.20		
35RT3012010012	1-1/4x1x1-1/4	15	30	\$22.20		
35RT3014004	1-1/2x1/2	16	32	\$27.80		
35RT3014004012	1-1/2x1/2x1-1/4	24	48	\$48.85		
35RT3014004014	1-1/2x1/2x1-1/2	24	40	\$42.98		
35RT3014006	1-1/2x3/4	16	32	\$30.89		
35RT3014006012	1-1/2x3/4x1-1/4	20	40	\$48.85		
35RT3014006014	1-1/2x3/4x1-1/2	18	36	\$42.98		
35RT3014010	1-1/2x1	12	24	\$27.80		
35RT3014010004	1-1/2x1x1/2	20	40	\$44.59		
35RT3014010006	1-1/2x1x3/4	16	32	\$41.72		
35RT3014010010	1-1/2x1x1	16	32	\$39.36		
35RT3014010012	1-1/2x1x1-1/4	12	24	\$49.66		
35RT3014010014	1-1/2x1x1-1/2	12	24	\$28.53		
35RT3014012	1-1/2x1-1/4	12	24	\$39.71		
35RT3014012004	1-1/2x1-1/4x1/2	16	32	\$30.89		
35RT3014012006	1-1/2x1-1/4x3/4	16	32	\$30.89		
35RT3014012010	1-1/2x1-1/4x1	16	32	\$28.35		
35RT3014012012	1-1/2x1-1/4x1-1/4	14	28	\$39.42		
35RT3014012014	1-1/2x1-1/4x1-1/2	14	28	\$39.42		
35RT3020004	2x1/2	10	20	\$40.26		
35RT3020006	2x3/4	10	20	\$40.26		
35RT3020010	2x1	8	16	\$40.26		
35RT3020010020	2x1x2	8	16	\$40.26		
35RT3020012	2x1-1/4	8	16	\$43.70		
35RT3020012020	2x1-1/4x2	8	16	\$43.70		
35RT3020014	2x1-1/2	8	16	\$46.22		
35RT3020014004	2x1-1/2x1/2	10	20	\$45.67		
35RT3020014006	2x1-1/2x3/4	10	20	\$45.67		
35RT3020014010	2x1-1/2x1	8	16	\$40.44		
35RT3020014012	2x1-1/2x1-1/4	8	16	\$61.58		
35RT3020014014	2x1-1/2x1-1/2	8	16	\$59.57		
35RT3020014020	2x1-1/2x2	8	16	\$45.67		


Ductile Iron Pipe Fittings meet the following Specifications: ASTM A536, ASME B16.3, ASME B16.14, ASME B1.20.1






**Forged Steel  
Fittings & Outlets**

1/8" – 4" Threaded & S/W  
2000#, 3000#, 6000#




**Cooplok™ Grooved**

UL/FM Couplings – Flexible & Rigid  
Mechanical Tees, Fittings & Flanged Adapters



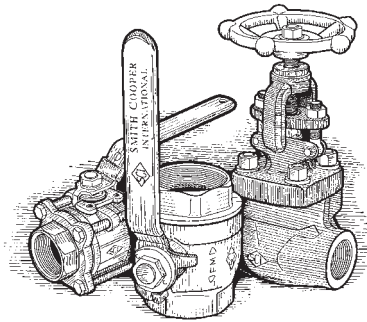
**Ductile Iron  
Threaded Fittings**

1/2" – 2-1/2" Class 300  
UL/FM @ 500 PSI



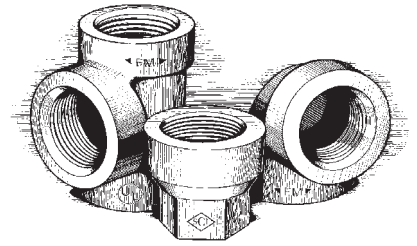
**Merchant Steel  
Couplings & Fittings**

1/8" – 12" STD-XH  
Full, Half, API Style




**Valves**

Carbon Steel – Stainless – Brass  
1/4" – 4"



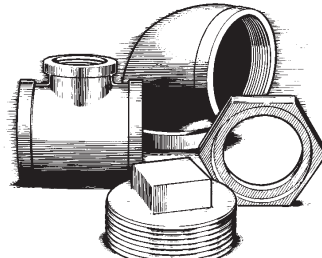
**Cast Iron  
Threaded Fittings**

1/2" – 2-1/2" Class 125  
UL/FM @ 300 PSI



**Malleable Iron  
Pipe Fittings**

1/8" – 8" Black & Galvanized,  
UL/FM 150# & 300#




**Bronze Fittings & Flanges  
Brass Nipples & Pipe**

1/8" – 6" 125#



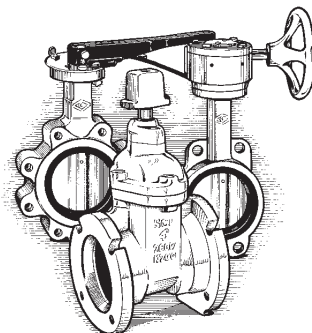
**Cooplet® Weld Outlets  
and Adapter Nipples**

Cooplet® UL/FM @ 300 PSI  
Threaded 1/2" to 4", Grooved 1-1/4" to 8"




**Cast Iron Flanged  
Fittings & Flanges**

Flanged Fittings 1" to 30", 125# & 250#  
Cast Iron 125#, 250#, Flanges  
Blind, Threaded, Reducing Threaded



**Butterfly & Gate Valves**

Lug & Wafer Flanged, Mechanical  
Joint, Threaded,  
Push-On, Check



**Nipples**

1/8" – 8" Black & Galvanized  
Welded – Seamless  
Schedule 40, 80, & XXH, Brass Schedule 40

**SMITH-COOPER®**  
INTERNATIONAL

2867 VAIL AVENUE, COMMERCE, CA 90040 TEL (800) 766-0076 LOCAL (323) 890-4455 FAX (323) 890-4456  
WWW.SMITHCOOPER.COM