




SMITH-COOPER INTERNATIONAL
SCH. 40 STEEL NIPPLES
ASTM A733 ASTM A53
ANSI/ASME B1.20.1
ISO-9001
Copyright © 2011 Smith-Cooper International


SMITH-COOPER INTERNATIONAL
SCH. 40 STEEL NIPPLES
ASTM A733 ASTM A53
ANSI/ASME B1.20.1 ISO-9001

Steel Nipples and Brass Nipples


Welded Sch 40 & Sch 80 Specifications

-  branded
- Black and hot-dipped galvanized steel pipe used conforms to ASTM A53
- Canadian Registration Numbers available at www.smithcooper.com
- Welded steel nipples conform to ASTM A733
- NPT threads on nipples conform to ASME B1.20.1
- Manufacturing facility is ISO 9001:2008 and ISO 14001
- Import nipples have SCI Trademark and tracking number
- Domestic nipples available upon request
- Galvanized nipples are certified to; NSF/ANSI 61-4 and California AB1953 Lead Free

Seamless Sch 40, Sch 80, and XXH Specifications

-  branded
- Seamless steel pipe used conforms to ASTM A106 Grade B
- Canadian Registration Numbers available at www.smithcooper.com
- Seamless steel nipples conform to ASTM A733
- NPT threads on nipples conform to ASME B1.20.1
- Manufacturing facility is ISO 9001:2008 and ISO 14001
- Import nipples have SCI trademark and heat number
- Domestic nipples available upon request

Seamless Sch 40 Red Brass Specifications

-  Branded
- Canadian Registration Numbers available at www.smithcooper.com
- Seamless brass pipe conforms to ASTM B43
- Seamless brass nipples conform to ASTM B687
- NPT threads on nipples conform to ASME B1.20.1
- Certified to CA AB1953 Lead Free

* Special ends finishes and lengths available upon request



Steel Nipples - Schedule 40 Welded

Fig. 83NI4 & 84NI4 Black and Galvanized Schedule 40 Carbon Steel Pipe Nipples

Size IN	Close Length IN	Weight per Each (LB)																	
		Packing (Inner/Master)																	
		Close	1-1/2	2	2-1/2	3	3-1/2	4	4-1/2	5	5-1/2	6	7	8	9	10	11	12	
1/8	3/4	0.01	0.02	0.03	0.04	0.05	0.06	0.07	0.08	0.09	0.10	0.12	0.15	0.16	0.18	0.21	0.23	0.25	
		25/400	25/400	25/400	25/400	25/400	25/400	25/400	25/400	25/400	25/400	25/400	25/400	25/400	25/400	25/200	25/200	25/200	25/200
1/4	7/8	0.02	0.04	0.06	0.07	0.09	0.11	0.13	0.14	0.16	0.18	0.20	0.23	0.27	0.30	0.34	0.38	0.41	
		25/400	25/400	25/400	25/400	25/400	25/400	25/400	25/400	25/400	25/300	25/300	25/300	25/200	25/200	25/200	20/160	20/160	20/160
3/8	1	0.03	0.06	0.09	0.11	0.14	0.16	0.19	0.22	0.24	0.27	0.30	0.35	0.40	0.46	0.51	0.56	0.62	
		25/400	25/400	25/400	25/400	25/400	25/400	25/300	25/300	25/200	25/200	25/200	25/200	25/150	25/150	25/100	25/100	25/100	25/100
1/2	1-1/8	0.05	0.08	0.12	0.15	0.19	0.22	0.26	0.29	0.33	0.36	0.40	0.47	0.54	0.61	0.68	0.75	0.83	
		25/400	25/400	25/400	25/300	25/300	25/200	25/200	25/200	25/200	25/150	25/150	25/150	25/100	25/100	25/100	25/75	25/75	25/75
3/4	1-3/8	0.08	0.10	0.15	0.20	0.24	0.29	0.34	0.39	0.43	0.48	0.53	0.62	0.72	0.81	0.91	1.00	1.09	
		25/400	25/400	25/300	25/300	25/200	25/200	25/150	25/150	25/100	25/100	25/100	25/75	25/75	25/50	25/50	25/50	25/50	25/50
1	1-1/2	0.14		0.16	0.23	0.30	0.37	0.44	0.51	0.58	0.65	0.72	0.86	1.00	1.14	1.28	1.42	1.56	
		25/200		25/200	25/150	25/150	25/100	25/100	25/100	25/75	25/75	25/50	25/50	25/50	25/50	20/40	20/40	20/40	20/40
1-1/4	1-5/8	0.21		0.27	0.36	0.45	0.55	0.64	0.74	0.83	0.93	1.02	1.21	1.40	1.59	1.78	1.97	2.16	
		25/150		25/100	25/100	25/100	25/50	25/50	25/50	25/50	25/50	25/50	15/30	15/30	15/30	-/30	-/30	-/30	-/30
1-1/2	1-3/4	0.26		0.32	0.43	0.55	0.66	0.77	0.89	1.00	1.11	1.23	1.45	1.68	1.91	2.13	2.36	2.59	
		25/100		25/100	25/50	25/50	25/50	25/50	25/50	20/40	20/40	20/40	-/35	-/35	-/35	-/15	-/15	-/15	-/15
2	2	0.46			0.61	0.76	0.91	1.07	1.22	1.37	1.52	1.68	1.98	2.28	2.59	2.89	3.20	3.50	
		25/50			25/50	-/50	-/25	-/25	-/25	-/25	-/25	-/25	-/18	-/18	-/18	-/14	-/14	-/14	-/14
2-1/2	2-1/2	0.75				0.95	1.19	1.43	1.67	1.91	2.16	2.40	2.88	3.36	3.85	4.33	4.81	5.30	
		-/36				-/36	-/27	-/27	-/24	-/18	-/18	-/18	-/14	-/12	-/12	-/9	-/9	-/9	-/9
3	2-5/8	0.99				1.19	1.50	1.82	2.14	2.45	2.77	3.08	3.72	4.35	4.98	5.61	6.24	6.88	
		-/24				-/24	-/18	-/18	-/16	-/12	-/12	-/12	-/9	-/8	-/8	-/6	-/6	-/6	-/6
3-1/2	2-3/4	2.08						3.03	3.41	3.79	4.17	4.55	5.31	6.10	6.83	7.59	8.34	9.11	
		-/15						-/12	-/10	-/8	-/8	-/8	-/5	-/5	-/5	-/4	-/4	-/4	-/4
4	2-7/8	1.74						3.59	4.04	4.49	4.94	5.39	6.29	7.19	8.09	8.99	9.89	10.79	
		-/15						-/12	-/10	-/8	-/8	-/8	-/5	-/5	-/5	-/4	-/4	-/4	-/4
5	3	4.26						3.83	4.31	5.05	5.72	6.27	6.27	8.70	10.96	11.14	12.25	13.58	
		-/4						-/4	-/4	-/2	-/2	-/2	-/2	-/2	-/2	-/2	-/1	-/1	-/1
6	3-1/8	3.19						4.17	5.06	5.94	6.83	7.72	11.06	11.27	13.04	14.82	16.59	18.37	
		-/4						-/4	-/4	-/2	-/2	-/2	-/2	-/2	-/2	-/2	-/1	-/1	-/1
8	3-1/2	6.87											12.83	14.97	17.59	19.24	21.38	23.52	27.12
		-/1											-/1	-/1	-/1	-/1	-/1	-/1	-/1

Size IN	Weight per Each (LB)						
	Packing (Pieces / Bundle)						
	18	24	30	36	48	60	72
1/2	1.26	1.68	2.11	2.54	3.39	4.25	5.10
	5	5	5	5	5	5	5
3/4	1.67	2.23	2.80	3.37	3.94	5.64	6.78
	5	5	5	5	5	5	5
1	18.03	13.25	4.09	4.93	6.60	8.28	9.96
	5	5	5	5	5	5	5
1-1/4	3.30	4.44	5.58	6.72	9.00	11.28	13.55
	2	2	2	2	2	2	2
1-1/2	3.95	5.31	6.67	8.03	10.75	13.48	16.20
	2	2	2	2	2	2	2
2	5.33	7.16	8.99	10.82	14.47	18.13	21.78
	2	2	2	2	2	2	2
2-1/2	7.73	11.10	14.49	16.90	22.70	30.00	34.00
	1	1	1	1	1	1	1
3	10.68	14.47	18.26	22.06	29.64	37.23	44.00
	1	1	1	1	1	1	1
4	15.18	20.58	25.98	31.38	42.18	52.98	63.78
	1	1	1	1	1	1	1
6	28.46	34.78	39.68	45.94	56.91	66.40	79.35
	1	1	1	1	1	1	1

NIPPLES

Fig. 83NA4 & 84NA4 Schedule 40 Tote Tray Assortments

Size IN	Part Number		Package Contents of Each Nipple Size											Total Pieces	Weight LB	
	Black	Galvanized	Close	1-1/2	2	2-1/2	3	3-1/2	4	4-1/2	5	5-1/2	6			
1/2	83NA4004C	84NA4004C	6	6	6	6	6	6	6	6	6	6	6	6	66	15
3/4	83NA4006C	84NA4006C	6	6	6	6	6	6	6	6	6	6	6	6	66	19
1	83NB4010C	84NB4010C	6		6	6	6	6	6	6	6	6	6	6	60	25

Fig. 83NB4 & 84NB4 Schedule 40 B Assortments

Size IN	Part Number		Package Contents of Each Nipple Size											Total Pieces	Weight LB	
	Black	Galvanized	Close	1-1/2	2	2-1/2	3	3-1/2	4	4-1/2	5	5-1/2	6			
1-1/4	83NB4012C	84NB4012C	6		6	6	6	6	6	6	6	6	6	6	60	37
1-1/2	83NB4014C	84NB4014C	6		6	6	6	6	6	6	6	6	6	6	60	45
2	83NB4020C	84NB4020C	6			6	6	6	6	6	6	6	6	6	54	58

Fig. 83ND4 & 84ND4 Schedule 40 25 Piece D Assortments

Size IN	Part Number		Package Contents of Each Nipple Size											Total Pieces	Weight LB
	Black	Galvanized	Close	1-1/2	2	2-1/2	3	3-1/2	4	4-1/2	5	5-1/2	6		
1/2	83ND4004C	84ND4004C	4	3	3	3	2	2	2	1	2	1	2	25	5
3/4	83ND4006C	84ND4006C	6		4	3	2	2	2	1	2	1	2	25	7
1	83ND4010C	-	5		5	3	2	2	2	1	2	1	2	25	10

Fig. 83SR4 & 84SR4 Schedule 40 Single-Run Assortments Thru 6"

Size IN	Part Number		Package Contents of Each Nipple Size											Total Pieces	Weight LB	
	Black	Galvanized	Close	1-1/2	2	2-1/2	3	3-1/2	4	4-1/2	5	5-1/2	6			
1/4	83SR4002C	-	1	1	1	1	1	1	1	1	1	1	1	1	11	1
3/8	83SR4003C	-	1	1	1	1	1	1	1	1	1	1	1	1	11	2
1/2	83SR4004C	84SR4004C	1	1	1	1	1	1	1	1	1	1	1	1	11	2
3/4	83SR4006C	84SR4006C	1	1	1	1	1	1	1	1	1	1	1	1	11	3
1	83SR4010C	84SR4010C	1		1	1	1	1	1	1	1	1	1	1	10	4
1-1/4	83SR4012C	84SR4012C	1		1	1	1	1	1	1	1	1	1	1	10	7
1-1/2	83SR4014C	84SR4014C	1		1	1	1	1	1	1	1	1	1	1	10	8
2	83SR4020C	84SR4020C	1			1	1	1	1	1	1	1	1	1	9	10

Fig. 83SR4 & 84SR4 Schedule 40 Single-Run Assortments Thru 12"

Size IN	Part Number	Package Contents of Each Nipple Size															Total Pieces	Weight LB			
		Close	1-1/2	2	2-1/2	3	3-1/2	4	4-1/2	5	5-1/2	6	7	8	9	10			11	12	
1/2	83SR4004120C	1	1	1	1	1	1	1	1	1	1	1	1	1	1	1	1	1	1	17	6
3/4	83SR4006120C	1	1	1	1	1	1	1	1	1	1	1	1	1	1	1	1	1	1	17	8
1	83SR4010120C	1		1	1	1	1	1	1	1	1	1	1	1	1	1	1	1	1	16	11
1-1/4	83SR4012120C	1		1	1	1	1	1	1	1	1	1	1	1	1	1	1	1	1	16	16
1-1/2	83SR4014120C	1		1	1	1	1	1	1	1	1	1	1	1	1	1	1	1	1	16	19
2	83SR4020120C	1			1	1	1	1	1	1	1	1	1	1	1	1	1	1	1	15	26

Fig. 83RL4 & 84RL4 Schedule 40 Right and Left Nipples

Size IN	Part Number		Packing		Weight LB
	Black	Galvanized	Inner	Master	
1/2 x 4	83RL4004040C	84RL4004040C	25	200	0.26
3/4 x 4	83RL4006040C	84RL4006040C	25	150	0.34
1 x 4	83RL4010040C	84RL4010040C	25	100	0.45
1-1/4 x 4	83RL4012040C	84RL4012040C	25	50	0.65
1-1/2 x 4	83RL4014040C	84RL4014040C	25	50	0.78
2 x 4	83RL4020040C	84RL4020040C	-	25	1.07

Fig. 83TL4 Schedule 40 Tank Legs

Size IN	Part Number	Packing		Weight LB
		Inner	Master	
1-1/4 x 10	83TL4012100C	-	-	1.89
1-1/4 x 12	83TL4012120C	-	-	2.27





Steel Nipples - Schedule 80 Welded

Fig. 83N18 & 84N18 Black and Galvanized Schedule 80 Carbon Steel Pipe Nipples

Size IN	Close Length	Weight per Each (LB)																
		Packing (Inner/Master)																
		Close	1-1/2	2	2-1/2	3	3-1/2	4	4-1/2	5	5-1/2	6	7	8	9	10	11	12
1/8	3/4	0.02	0.04	0.05	0.07	0.08	0.09	0.10	0.11	0.12	0.14	0.16	0.18	0.20	0.22	0.25	0.27	0.30
		25/400	25/400	25/400	25/400	25/400	25/400	25/400	25/400	25/400	25/400	25/400	25/400	25/400	25/300	25/200	25/200	25/200
1/4	7/8	0.03	0.05	0.08	0.10	0.13	0.15	0.17	0.19	0.21	0.24	0.27	0.31	0.35	0.39	0.43	0.45	0.48
		25/400	25/400	25/400	25/400	25/400	25/400	25/400	25/300	25/300	25/300	25/200	25/200	25/150	25/150	25/150	25/100	25/100
3/8	1	0.05	0.08	0.10	0.15	0.18	0.21	0.24	0.27	0.31	0.33	0.37	0.43	0.47	0.53	0.59	0.64	0.70
		25/400	25/400	25/400	25/400	25/300	25/300	25/200	25/200	25/200	25/150	25/150	25/150	25/100	25/100	25/100	25/100	25/100
1/2	1-1/8	0.08	0.11	0.15	0.20	0.24	0.29	0.35	0.39	0.42	0.49	0.52	0.60	0.71	0.73	0.89	0.99	1.05
		25/400	25/400	25/400	25/300	25/200	25/200	25/150	25/150	25/150	25/100	25/100	25/100	25/75	25/75	25/50	25/50	25/50
3/4	1-3/8	0.14	0.16	0.22	0.28	0.34	0.40	0.46	0.53	0.59	0.65	0.71	0.83	0.96	1.09	1.21	1.34	1.46
		25/400	25/400	25/200	25/200	25/150	25/150	25/100	25/100	25/100	25/75	25/75	25/75	25/50	25/50	25/50	20/40	20/40
1	1-1/2	0.21		0.31	0.39	0.48	0.58	0.67	0.76	0.86	0.96	1.05	1.26	1.43	1.62	1.80	2.02	2.18
		25/200		25/200	25/150	25/100	25/100	25/75	25/75	25/50	25/50	25/50	25/50	20/40	20/40	15/30	15/30	15/30
1-1/4	1-5/8	0.31		0.42	0.55	0.65	0.79	0.92	1.06	1.18	1.31	1.43	1.67	1.84	1.54	2.47	2.72	2.99
		25/150		25/100	25/100	25/75	25/50	25/50	25/50	25/50	20/40	20/40	15/30	15/30	15/30	-/20	-/20	-/20
1-1/2	1-3/4	0.41		0.49	0.63	0.77	0.94	1.08	1.25	1.38	1.59	1.71	2.04	2.34	2.63	2.88	3.33	3.57
		25/100		25/100	25/50	25/50	25/50	25/50	-/50	-/40	-/32	-/32	-/25	-/20	-/20	-/10	-/10	-/10
2	2	0.66			0.89	1.09	1.29	1.51	1.77	1.99	2.24	2.35	2.01	3.17	3.59	4.00	4.40	4.90
		25/50			25/50	-/50	-/25	-/25	-/25	-/25	-/25	-/25	-/25	-/18	-/18	-/15	-/12	-/12
2-1/2	2-1/2	1.19				1.49	1.74	2.05	2.37	2.67	2.98	3.33	3.89	4.61	5.21	5.91	6.50	7.17
		-/36				-/36	-/27	-/27	-/24	-/18	-/18	-/18	-/14	-/12	-/9	-/9	-/9	-/8
3	2-5/8	1.75				2.05	2.47	2.90	3.25	3.74	4.15	4.50	5.29	6.27	7.39	8.00	9.76	10.64
		-/24				-/24	-/18	-/18	-/16	-/12	-/12	-/12	-/9	-/8	-/8	-/6	-/6	-/6
3-1/2	2-3/4	2.61						3.79	4.26	4.74	5.22	5.69	6.64	7.59	8.54	9.49	10.44	11.38
		-/15						-/12	-/10	-/8	-/8	-/8	-/5	-/5	-/4	-/4	-/4	-/4
4	2-7/8	2.84						4.12	4.71	5.44	6.07	6.31	8.04	9.18	10.33	11.48	12.63	13.77
		-/15						-/12	-/10	-/8	-/8	-/8	-/5	-/5	-/4	-/4	-/4	-/4
5	3	4.78						6.37	7.17	7.97	8.76	9.56	11.15	12.75	14.34	15.93	17.52	19.12
		-/4						-/4	-/4	-/2	-/2	-/2	-/2	-/2	-/2	-/2	-/1	-/1
6	3-1/8	6.97						8.76	9.86	10.95	12.05	13.14	15.33	17.52	19.71	21.90	24.09	26.28
		-/4						-/4	-/4	-/2	-/2	-/2	-/2	-/2	-/2	-/2	-/1	-/1

Fig. 83NA8 Schedule 80 Tote Tray Assortments

Size IN	Part Number Black	Package Contents of Each Nipple Size											Total Pieces	Weight LB	
		Close	1-1/2	2	2-1/2	3	3-1/2	4	4-1/2	5	5-1/2	6			
1/2	83NA8004C	6	6	6	6	6	6	6	6	6	6	6	6	66	19
3/4	83NA8006C	6	6	6	6	6	6	6	6	6	6	6	6	66	27
1	83NA8010C	6		6	6	6	6	6	6	6	6	6	6	60	38

Fig. 83SR8 Schedule 80 Single-Run Assortments Thru 6"

Size IN	Part Number Black	Package Contents of Each Nipple Size											Total Pieces	Weight LB	
		Close	1-1/2	2	2-1/2	3	3-1/2	4	4-1/2	5	5-1/2	6			
3/8	83SR8003C	1	1	1	1	1	1	1	1	1	1	1	1	11	3
1/2	83SR8004C	1	1	1	1	1	1	1	1	1	1	1	1	11	3
3/4	83SR8006C	1	1	1	1	1	1	1	1	1	1	1	1	11	4
1	83SR8010C	1		1	1	1	1	1	1	1	1	1	1	10	6
1-1/4	83SR8012C	1		1	1	1	1	1	1	1	1	1	1	10	8
1-1/2	83SR8014C	1		1	1	1	1	1	1	1	1	1	1	10	10
2	83SR8020C	1			1	1	1	1	1	1	1	1	1	9	13

NIPPLES

Fig. 73N18 Black Schedule 80 Carbon Steel Pipe Nipples

Size IN	Close Length	Weight per Each (LB)																
		Packing (Inner/Master)																
		Close	1-1/2	2	2-1/2	3	3-1/2	4	4-1/2	5	5-1/2	6	7	8	9	10	11	12
1/8	3/4	0.02	0.04	0.05	0.07	0.08	0.09	0.10	0.11	0.12	0.14	0.16	0.18	0.20	0.22	0.25	0.27	0.30
		25/400	25/400	25/400	25/400	25/400	25/400	25/400	25/400	25/400	25/400	25/400	25/400	25/400	25/300	25/200	25/200	25/200
1/4	7/8	0.03	0.05	0.08	0.10	0.13	0.15	0.17	0.19	0.21	0.24	0.27	0.31	0.35	0.39	0.43	0.45	0.48
		25/400	25/400	25/400	25/400	25/400	25/400	25/300	25/300	25/300	25/200	25/200	25/150	25/150	25/150	25/100	25/100	25/100
3/8	1	0.05	0.08	0.10	0.15	0.18	0.21	0.24	0.27	0.31	0.33	0.37	0.43	0.47	0.53	0.59	0.64	0.70
		25/400	25/400	25/400	25/400	25/300	25/300	25/200	25/200	25/200	25/150	25/150	25/150	25/100	25/100	25/100	25/100	25/100
1/2	1-1/8	0.08	0.11	0.15	0.20	0.24	0.29	0.35	0.39	0.42	0.49	0.52	0.60	0.71	0.73	0.89	0.99	1.05
		25/400	25/400	25/400	25/300	25/200	25/200	25/150	25/150	25/150	25/100	25/100	25/100	25/75	25/75	25/50	25/50	25/50
3/4	1-3/8	0.14	0.16	0.22	0.28	0.34	0.40	0.46	0.53	0.59	0.65	0.71	0.83	0.96	1.09	1.21	1.34	1.46
		25/400	25/400	25/200	25/200	25/150	25/150	25/100	25/100	25/100	25/75	25/75	25/75	25/50	25/50	25/50	20/40	20/40
1	1-1/2	0.21		0.31	0.39	0.48	0.58	0.67	0.76	0.86	0.96	1.05	1.26	1.43	1.62	1.80	2.02	2.18
		25/200		25/200	25/150	25/100	25/100	25/75	25/75	25/50	25/50	25/50	25/50	20/40	20/40	15/30	15/30	15/30
1-1/4	1-5/8	0.31		0.42	0.55	0.65	0.79	0.92	1.06	1.18	1.31	1.43	1.67	1.84	1.54	2.47	2.72	2.99
		25/150		25/100	25/100	25/75	25/50	25/50	25/50	25/50	20/40	20/40	15/30	15/30	15/30	-/20	-/20	-/20
1-1/2	1-3/4	0.41		0.49	0.63	0.77	0.94	1.08	1.25	1.38	1.59	1.71	2.04	2.34	2.63	2.88	3.33	3.57
		25/100		25/100	25/50	25/50	25/50	25/50	-/50	-/40	-/32	-/32	-/25	-/20	-/20	-/10	-/10	-/10
2	2	0.66			0.89	1.09	1.29	1.51	1.77	1.99	2.24	2.35	2.01	3.17	3.59	4.00	4.40	4.90
		25/50			25/50	-/50	-/25	-/25	-/25	-/25	-/25	-/25	-/25	-/18	-/18	-/15	-/12	-/12
2-1/2	2-1/2	1.19				1.49	1.74	2.05	2.37	2.67	2.98	3.33	3.89	4.61	5.21	5.91	6.50	7.17
		-/36				-/36	-/27	-/27	-/24	-/18	-/18	-/18	-/14	-/12	-/9	-/9	-/9	-/8
3	2-5/8	1.75				2.05	2.47	2.90	3.25	3.74	4.15	4.50	5.29	6.27	7.39	8.00	9.76	10.64
		-/24				-/24	-/18	-/18	-/16	-/12	-/12	-/12	-/9	-/8	-/8	-/6	-/6	-/6
3-1/2	2-3/4	2.61						3.79	4.26	4.74	5.22	5.69	6.64	7.59	8.54	9.49	10.44	11.38
		-/15						-/12	-/10	-/8	-/8	-/8	-/5	-/5	-/4	-/4	-/4	-/4
4	2-7/8	2.84						4.12	4.71	5.44	6.07	6.31	8.04	9.18	10.33	11.48	12.63	13.77
		-/15						-/12	-/10	-/8	-/8	-/8	-/5	-/5	-/4	-/4	-/4	-/4

Fig. 73SR8 Schedule 80 Single-Run Assortments Thru 6"

Size IN	Part Number Black	Package Contents of Each Nipple Size												Total Pieces	Weight LB
		Close	1-1/2	2	2-1/2	3	3-1/2	4	4-1/2	5	5-1/2	6			
1/2	73SR8004C	1	1	1	1	1	1	1	1	1	1	1	1	11	3
3/4	73SR8006C	1	1	1	1	1	1	1	1	1	1	1	1	11	5
1	73SR8010C	1		1	1	1	1	1	1	1	1	1	1	10	7
1-1/4	73SR8012C	1		1	1	1	1	1	1	1	1	1	1	10	9
1-1/2	73SR8014C	1		1	1	1	1	1	1	1	1	1	1	10	11
2	73SR8020C	1		1	1	1	1	1	1	1	1	1	1	9	13
2-1/2	73SR8024C	1				1	1	1	1	1	1	1	1	8	18
3	73SR8030C	1					1	1	1	1	1	1	1	8	25
4	73SR8040C	1								1	1	1	1	6	30



NIPPLES

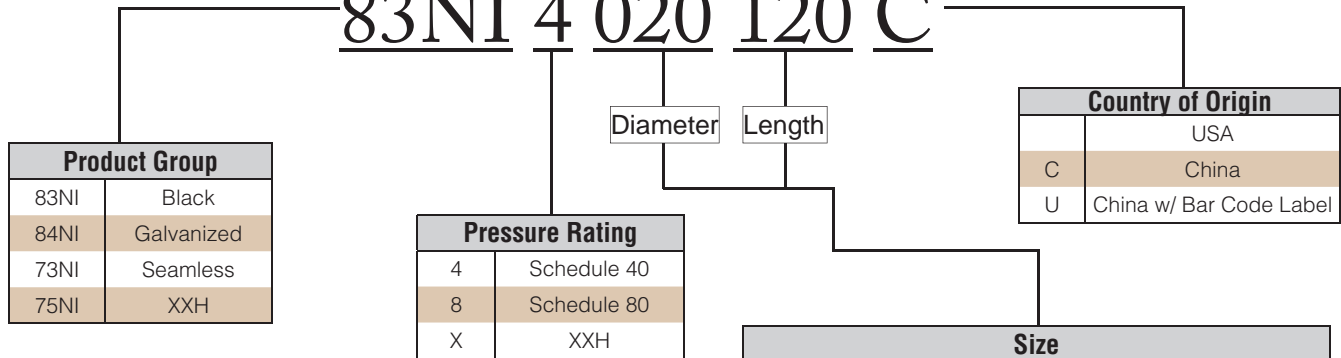
Fig. 75NIX Black XXH Carbon Steel Pipe Nipples

Size IN	Close Length	Weight per Each (LB)																
		Packing (Inner/Master)																
		Close	1-1/2	2	2-1/2	3	3-1/2	4	4-1/2	5	5-1/2	6	7	8	9	10	11	12
1	1-1/2	0.47 -/100		0.62 -/100	0.76 -/75	0.93 -/50	1.08 -/50	1.22 -/40	1.37 -/40	1.54 -/25	1.69 -/25	1.84 -/25	2.13 -/25	2.44 -/20	2.75 -/20	3.05 -/15	3.36 -/15	3.66 -/15
2	2	1.52 -/25			1.89 -/20	2.27 -/10	2.64 -/15	3.01 -/10	3.39 -/10	3.77 -/10	4.15 -/5	4.53 -/10	5.28 -/5	6.02 -/5	6.78 -/5	7.54 -/5	8.29 -/5	9.04 -/5
2-1/2	2-1/2	2.93 -/18				3.55 -/18	4.09 -/13	4.67 -/13	5.25 -/13	5.84 -/9	6.43 -/9	6.96 -/9	8.12 -/7	9.28 -/6	10.45 -/4	11.61 -/4	12.76 -/4	13.93 -/4
3	2-5/8	4.16 -/12				4.17 -/12	5.55 -/9	6.33 -/9	7.13 -/8	7.93 -/6	8.72 -/6	9.56 -/6	12.39 -/4	14.16 -/4	15.49 -/4	17.70 -/4	18.58 -/3	21.24 -/3
4	2-7/8	2.84 -/15						9.00 -/12	10.13 -/10	11.25 -/8	12.38 -/8	13.55 -/8	16.13 -/5	18.43 -/5	20.71 -/4	23.00 -/4	25.30 -/4	27.60 -/4



Steel Nipple Part Numbers

83NI 4 020 120 C



Wall Thickness Chart

Nom/Inal Pipe Size	Outside Diameter	Sch 40 Wall Thickness	Sch 80 Wall Thickness	XXH Wall Thickness
1/8	0.405	0.068	0.095	N/A
1/4	0.540	0.088	0.119	N/A
3/8	0.675	0.091	0.126	N/A
1/2	0.840	0.109	0.147	N/A
3/4	1.050	0.113	0.154	N/A
1	1.315	0.133	0.179	0.358
1-1/4	1.660	0.140	0.191	0.382
1-1/2	1.900	0.145	0.200	0.400
2	2.375	0.154	0.218	0.436
2-1/2	2.875	0.203	0.276	0.552
3	3.500	0.216	0.300	0.600
3-1/2	4.000	0.226	0.318	N/A
4	4.500	0.237	0.337	0.674
5	5.563	0.258	0.375	N/A
6	6.625	0.280	0.432	N/A
8	8.625	0.322	0.500	N/A

Size					
001	1/8	016	1-3/4	090	9
002	1/4	020	2	100	10
003	3/8	024	2-1/2	110	11
004	1/2	030	3	120	12
006	3/4	034	3-1/2	180	18
007	7/8	040	4	240	24
010	1	044	4-1/2	300	30
011	1-1/8	050	5	360	36
012	1-1/4	054	5-1/2	480	48
013	1-3/8	060	6	600	60
014	1-1/2	070	7	720	72
015	1-5/8	080	8		

NIPPLES

Fig. 86NI4 Schedule 40 Brass Nipples

Size IN	Close Length	Weight per Each (LB)																
		Packing (Inner/Master)																
		Close	1-1/2	2	2-1/2	3	3-1/2	4	4-1/2	5	5-1/2	6	7	8	9	10	11	12
1/8	3/4	0.01	0.03	0.04	0.05	0.06	0.07	0.08	0.09	0.10	0.11	0.12	0.14	0.16	0.19	0.21	0.23	0.25
		25/400	25/400	25/400	25/400	25/400	25/400	25/400	25/400	25/400	25/400	25/400	25/400	25/400	25/400	25/400	25/400	25/400
1/4	7/8	0.02	0.05	0.06	0.08	0.10	0.12	0.14	0.16	0.18	0.20	0.21	0.25	0.29	0.33	0.36	0.40	0.44
		25/400	25/400	25/400	25/400	25/400	25/400	25/400	25/400	25/400	25/400	25/400	25/400	25/200	25/200	25/200	25/200	25/200
3/8	1	0.04	0.06	0.09	0.12	0.14	0.17	0.19	0.22	0.25	0.27	0.30	0.35	0.40	0.46	0.51	0.56	0.61
		25/400	25/400	25/400	25/400	25/400	25/400	25/400	25/400	25/300	25/300	25/300	25/150	25/150	25/100	25/100	25/100	25/100
1/2	1-1/8	0.06	0.08	0.12	0.16	0.20	0.24	0.28	0.32	0.36	0.40	0.43	0.51	0.59	0.67	0.75	0.82	0.90
		25/400	25/400	25/400	25/300	25/300	25/300	25/200	25/200	25/200	25/200	25/200	25/100	25/100	25/100	25/100	25/100	25/100
3/4	1-3/8	0.10	0.11	0.16	0.21	0.27	0.32	0.37	0.43	0.48	0.53	0.58	0.69	0.77	0.90	1.01	1.11	1.22
		25/400	25/400	25/300	25/300	25/200	25/200	25/150	25/150	25/100	25/100	25/100	25/75	25/75	25/50	25/50	25/50	25/50
1	1-1/2	0.15		0.23	0.30	0.38	0.45	0.52	0.60	0.67	0.75	0.82	0.97	1.12	1.27	1.41	1.56	1.71
		25/200		25/200	25/150	25/150	25/100	25/100	25/100	25/75	25/75	25/50	25/50	25/50	25/50	20/40	20/40	20/40
1-1/4	1-5/8	0.25		0.33	0.44	0.55	0.66	0.77	0.88	0.99	1.10	1.21	1.43	1.65	1.86	2.08	2.30	2.52
		25/150		25/100	25/100	25/100	25/50	25/50	25/50	25/50	25/50	25/50	15/30	15/30	15/30	-/30	-/30	-/30
1-1/2	1-3/4	0.29		0.36	0.49	0.62	0.75	0.88	1.01	1.14	1.27	1.40	1.66	1.92	2.18	2.45	2.71	2.97
		25/100		25/100	25/50	25/50	25/50	25/50	-/50	-/40	-/40	-/40	-/35	-/25	-/25	-/15	-/15	-/15
2	2	0.47			0.64	0.81	0.98	1.16	1.33	1.50	1.67	1.84	2.19	2.53	2.87	3.22	3.56	3.90
		25/50			25/50	-/50	-/25	-/25	-/25	-/25	-/25	-/25	-/18	-/18	-/18	-/14	-/14	-/14
2-1/2	2-1/2	0.84				1.09	1.34	1.59	1.84	2.09	2.34	2.59	3.08	3.58	4.08	4.58	5.08	5.58
		-/36				-/36	-/27	-/27	-/24	-/18	-/18	-/18	-/14	-/12	-/9	-/9	-/9	-/9
3	2-5/8	1.26				1.53	1.88	2.24	2.60	2.95	3.31	3.67	4.38	5.09	5.81	6.52	7.23	7.95
		-/24				-/24	-/18	-/18	-/16	-/12	-/12	-/12	-/9	-/8	-/8	-/6	-/6	-/6
4	2-7/8	2.20				2.33	2.86	3.39	3.92	4.45	4.98	5.51	6.57	7.63	8.68	9.74	10.80	11.86
		-/15				-/15	-/12	-/12	-/10	-/8	-/8	-/8	-/5	-/5	-/5	-/4	-/4	-/4

Size IN	Weight per Each (LB)						
	Packing (Pieces / Bundle)						
	18	24	30	36	48	60	72
1/2	1.37	1.83	2.30	2.77	3.70	4.63	5.56
	5	5	5	5	5	5	5
3/4	1.85	2.49	3.12	3.76	5.03	6.29	7.54
	5	5	5	5	5	5	5
1	2.60	3.49	4.38	5.27	7.05	8.81	10.57
	5	5	5	5	5	5	5
1-1/4	3.84	5.15	6.47	7.78	10.30	12.88	15.45
	5	5	5	5	5	5	5
1-1/2	4.53	6.10	7.66	9.23	12.36	15.45	18.54
	5	5	5	5	5	5	5
2	5.96	8.02	10.08	12.14	16.26	19.95	24.50
	5	5	5	5	5	5	5
2-1/2	8.58	11.57	14.57	17.56	23.20	29.00	38.40
	3	3	3	3	3	3	3
3	12.23	16.51	20.79	25.07	33.63	42.03	50.44
	3	3	3	3	3	3	3
4	18.21	24.56	31.05	37.26	49.96	62.45	74.94
	2	2	2	2	2	2	2



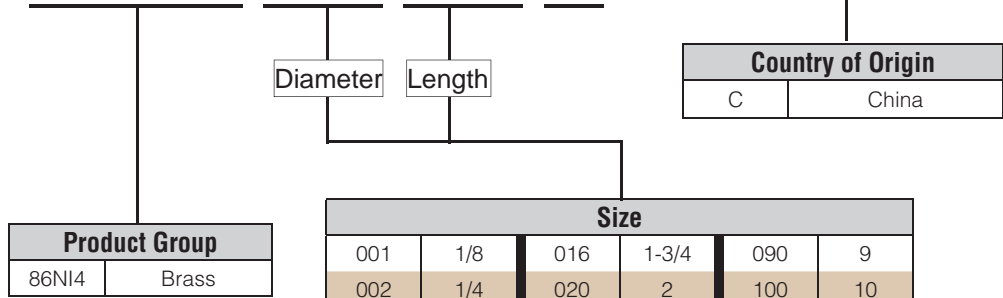
NIPPLES

Fig. 86SR4 Schedule 40 Brass Single-Run Assortments

Size IN	Part Number	Package Contents of Each Nipple Size											Total Pieces	Weight LB
		Close	1-1/2	2	2-1/2	3	3-1/2	4	4-1/2	5	5-1/2	6		
1/4	86SR4002C	1	1	1	1	1	1	1	1	1	1	1	11	1.5
3/8	86SR4003C	1	1	1	1	1	1	1	1	1	1	1	11	2.0
1/2	86SR4004C	1	1	1	1	1	1	1	1	1	1	1	11	2.5
3/4	86SR4006C	1	1	1	1	1	1	1	1	1	1	1	11	3.5
1	86SR4010C	1		1	1	1	1	1	1	1	1	1	10	5.0
1-1/4	86SR4012C	1		1	1	1	1	1	1	1	1	1	10	7.0
1-1/2	86SR4014C	1		1	1	1	1	1	1	1	1	1	10	8.0
2	86SR4020C	1			1	1	1	1	1	1	1	1	9	10.0

Brass Nipple Part Numbers

86NI4 020 120 C



Size					
001	1/8	016	1-3/4	090	9
002	1/4	020	2	100	10
003	3/8	024	2-1/2	110	11
004	1/2	030	3	120	12
006	3/4	034	3-1/2	180	18
007	7/8	040	4	240	24
010	1	044	4-1/2	300	30
011	1-1/8	050	5	360	36
012	1-1/4	054	5-1/2	480	48
013	1-3/8	060	6	600	60
014	1-1/2	070	7	720	72
015	1-5/8	080	8		



NIPPLES

Fig. 96BP4 Schedule 40 Brass Pipe*

Size IN	Part Number 20 ft Length	OD IN	Wall Thickness IN	Weight / Foot LB
1/8	96BP4001200	0.405	0.068	0.253
1/4	96BP4002200	0.540	0.088	0.447
3/8	96BP4003200	0.675	0.091	0.627
1/2	96BP4004200	0.840	0.109	0.934
3/4	96BP4006200	1.050	0.113	1.27
1	96BP4010200	1.315	0.133	1.78
1-1/4	96BP4012200	1.660	0.140	2.63
1-1/2	96BP4014200	1.900	0.145	3.05
2	96BP4020200	2.375	0.154	4.12
2-1/2	96BP4024200	2.875	0.203	5.99
3	96BP4030200	3.500	0.216	8.56
4	96BP4040200	4.500	0.237	12.7

*Sold only in 20' Lengths

